

**2034 NANUKU SANGAM SCHOOL
NEW TERM RE-ALIGNED
WORKSHEET 12 -2021**

Subject: Language, Literacy and Communication (English) Year: 2 Name: _____

Strand	Reading and Writing
Sub Strand	Reading and Writing
Content Learning Outcome	Understand what are verbs and complete the activity given.

Lesson Notes

Verbs

- Verbs are doing words.
- Action words.

Example of Verbs.

Play Jump Sit Hop Cook Dig Read Write Talk Draw
Climb Pour Come Ride Dance Sleep Eat Laugh Crawl Swing
Skip Run Drink Paint Go Colour Make Slide Brush Kick

Activity 1

Circle the verbs from the words given.

Play mother climb Jump fish swing dig
Father car hop laugh eat river dance
Skip apple drink sleep bed ride


**2034 NANUKU SANGAM SCHOOL
NEW TERM RE-ALIGNED
WORKSHEET 12 -2021**

Subject: Learning to Know (Maths) Year: 2 Name: _____

Strand	Early Mathematics
Sub Strand	Measurement
Content Learning Outcome	To be able to identify the objects which are heavy and objects that are light.









Lesson Notes

- **Heavy** objects weigh **more**.
- **Light** objects weigh **less**.



Activity 1

Write **heavy** or **light**.

2034 NANUKU SANGAM SCHOOL
NEW TERM RE-ALIGNED
WORKSHEET 12

LESSON NOTES [SUBJECT]: NA VOSA VAKAVITI

YEAR / LEVEL: 2

NAME: _____

1. LESONI:	Na vosa vaka I taukei ena imatai ni yabaki
YACA NI MATANA:	Na ivakarau vakavanua
NANAMAKI NI MATANA:	Maroroya ka matanataka na ivakarau kei na itovo vakavanua

2. **LESSON NOTES:** E ra tu na veimataqali manumanu e na noda vanua. E so era bula e wai ka ra so era bula e vanua. E so era vuka, eso era qasi ka so era cici se lade. E dui tu tale ga na nodra tagi na manumanu. Me vaka :

1. Na koli e dau kodro.
2. Na namu e dau gi.
3. Na vuaka e dau kudru se koge.
4. Na kalavo e dau soki.
5. Na toa e dau koko.

CAKACAKA LAVAKI :

A. Vola na yaca ni manumanu edau

- a. E dau koko na
- b. E dau gi na
- c. E dau soki na
- d. E dau kodro na
- e. E dau kudru na

B. **TABAIYALOYALO :**

a. E bula e wai na

b. E dau vuka na

c. E dau lade na

d. E dau qasi na

e. E yavai rua na

f. E yava iva na

g. E bula e loma ni qele na

2034 NANUKU SANGAM SCHOOL
NEW TERM RE- ALIGNED
WORKSHEET 12 -2021

Subject: Living and Learning Together **Year: 2** **Name: _____**

Strand	Culture and Diversity
Sub Strand	Culture
Content Learning Outcome	Understand what is culture and ways it is reflected or shown.

New Words

Culture **language** **food** **dressing** **respect**

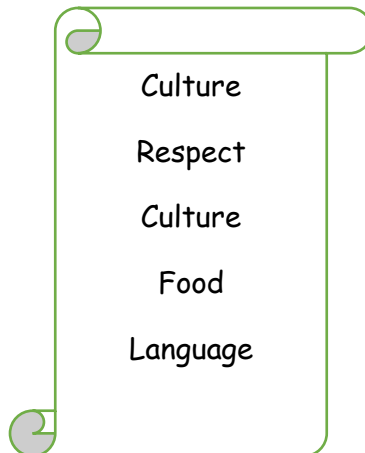
Lesson Notes

- Culture is our identity.
- Culture is shown by:
 - ✓ Our dressing
 - ✓ The way we prepare and eat food
 - ✓ The language we speak.
 - ✓ The respect we show each other.

Activity 1

Match the words with its correct spellings.

1. anguagel - _____
2. ressding - _____
3. doof - _____
4. pectres - _____
5. Iturecu - _____



Activity 2

Write down four ways in which our culture is shown:

1. _____
2. _____
3. _____
4. _____

**2034 NANUKU SANGAM SCHOOL
NEW TERM RE- ALIGNED
WORKSHEET 12 -2021**

Subject: Physical Development, Health and Well Being Year: 2 Name: _____

Strand	Safety
Sub Strand	Personal Safety
Content Learning Outcome	To be able understand what is safety and tell some of the road safety rules.


New Words

Seatbelt traffic cars look cross stop


Lesson Notes

- We should follow road safety rules.
- We should use a zebra crossing to cross if there is one.
- Do not run while crossing the road.
- Look before crossing it should be clear and safe to cross.
- Walk on the right- hand side of the road.

Safety Measures



Unsafe Measures



Children playing on the road.

Children crossing from the front of the vehicle.

Activity 1

Write **True** or **False**.

1. Play on the road. _____
2. Use a zebra- crossing to cross the road. _____
3. Do not cross or run from the front of a vehicle. _____

**2034 NANUKU SANGAM SCHOOL
NEW TERM RE- ALIGNED
WORKSHEET 12 -2021**

Subject: Learning to Know (E/S) Year: 2 Name: _____

Strand	Energy
Sub Strand	Energy Source and Transfer
Content Learning Outcome	<ul style="list-style-type: none"> To be able to understand what is a river, uses of water and tell the names of animals found in a river community.

New Words

Community River Sources Rubbish Water

Lesson Notes







- River is a source of water.
- We use water from the river for many things.

Uses of water

Drinking	bathing	washing
Cooking	swimming	
Cleaning		

- We should not throw rubbish in the river.

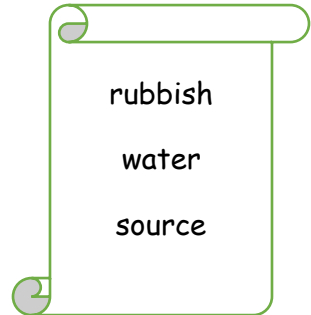
River Community Animals.

					
Butterfly	Bee	Frog	Fish	Prawn	Dragon Fly

Activity 1

Fill in the blanks.

- River is a _____ of water.
- We use _____ from the river for many things.
- We should not throw _____ in the river.



Activity 2

Draw 4 animals in the river community.

--	--	--	--

**2034 NANUKU SANGAM SCHOOL
NEW TERM RE- ALIGNED
WORKSHEET 12 -2021**

Subject: Language, Literacy and Communication (Hindi) Year: 2 Name: _____

Strand	बोलो, पढ़ो और लिखो ।
Sub Strand	पढ़ो और लिखो ।
Content Learning Outcome	पढ़े, समझे और सवाल का जवाब लिखे ।

Lesson Notes

सिखो ।

तोता मोर मोटर घोड़ा टोपी टोकरी रोटी डोली गोभी ढोलक





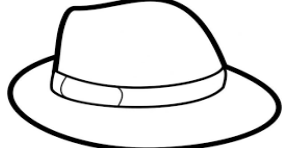




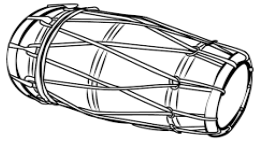
ओ की मात्रा ।

क + ो = को

स + ो = सो

ख + ो = खो

श + ो = शो

				
तोता	मोर	मोटर	घोड़ा	टोपी
				
टोकरी	रोटी	डोली	गोभी	ढोलक

अभ्यास



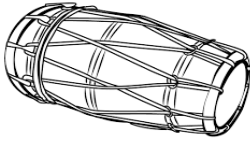

जोड़ कर लिखो ।

सीखो और लिखो ।

ज + ो = _____	ग + ो = _____	रोटी		
य + ो = _____	झ + ो = _____	मोटर		
फ + ो = _____	न + ो = _____	गोभी		
म + ो = _____	व + ो = _____	घोड़ा		
द + ो = _____	च + ो = _____	टोपी		

अभ्यास

सही जगह पर ओ की मात्रा लगाइए ।

			
त <input type="text"/> ता	ड <input type="text"/> ली	ढ <input type="text"/> लक	ट <input type="text"/> करी