

**2034 NANUKU SANGAM SCHOOL
NEW TERM RE-ALIGNED
WORKSHEET 13 – SOLUTION 2021**

Subject: Language, Literacy and Communication (English) Year: 2 Name: _____

Strand	Reading and Writing
Sub Strand	Reading and Writing
Content Learning Outcome	Understand and read the words with the phonics "oa" and complete the activity given.






Lesson Notes

Read and learn the spellings.

<p>boat </p> <p>float </p> <p>coat </p> <p>goat </p> <p>toad </p> <p>raincoat </p> <p>soap </p>	<p style="text-align: center;">- oa -</p> <p>road </p> <p>toast </p> <p>loaf </p> <p>goal </p> <p>coast </p> <p>oak </p>
---	--

Activity 1

Circle the correct spelling of the picture.

	Goat	Boat
	Coat	Loaf
	Toad	Goat
	Road	Toad
	Raincoat	Coat








**2034 NANUKU SANGAM SCHOOL
NEW TERM RE-ALIGNED
WORKSHEET 13 – SOLUTION 2021**

Subject: Learning to Know (Maths) Year: 2 Name: _____

Strand	Early Mathematics
Sub Strand	Shapes and Space
Content Learning Outcome	To be able to identify, name and draw any basic shapes.







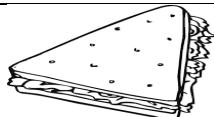



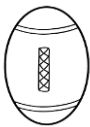

Lesson Notes

Basic Shapes

						
Rectangle	Triangle	Square	Circle	Hexagon	Diamond	Oval

Activity 1

Draw the matching shape beside the shape given and write its name on the line.

		Circle
		<u>Hexagon</u>
		<u>Diamond</u>
		<u>Triangle</u>
		<u>Rectangle</u>
		<u>Oval</u>

NANUKU SANGAM SCHOOL

NEW TERM RE-ALIGNED

WORKSHEET 13

LESSON – NA VOSA VAKAVITI

YEAR: 2


NAME: _____

LESONI	NA VOSA VAKA ITAUKEI ENA IMATAI KEI NA KARUA NI YABAKI
YACA NI MATANA	VAKAROROGO KEI NA CAVUTI NI VOSA
NANAMAKI NI MATANA	MATANATAKA NA ITOVO KILIKILI NI VAKAROROGO KEI NA ITOVO VEIGANITI NI VEIVOSAKI.

LESSON NOTES:

ULUTAGA : NA VALENIVULI

Na Valenivuli na vanua eda dau vuli kina. E vale yaga na valenivuli baleta ni solia vei keda na kilaka kei na vuku.



CAKACA LAVAKI :

- ROKATAKA NA IYALOYALO NI VALENIVULI E CAKE.
- DRDINITAKA EVA NA KA E VAKAYAGATAKI E LOMA NI VALE NI VULI.



**2034 NANUKU SANGAM SCHOOL
NEW TERM RE- ALIGNED
WORKSHEET 13 – SOLUTION 2021**

Subject: Living and Learning Together Year: 2 Name: _____

Strand	Culture and Diversity
Sub Strand	Culture
Content Learning Outcome	Understand what is culture and ways it is reflected or shown.

New Words

Culture language respect greeting different

Lesson Notes

- We should respect the culture of one another.
- By respecting others' culture, we earn respect.
- Greeting words in different cultures:
 - Bula Vinaka: I taukei
 - Namaste: Hindu
 - Assalamualaikum: Islam
 - Ni hao: Chinese

Activity 1

Match the greeting word with the correct cultural group.

- | | |
|------------------|----------|
| 1. Bula Vinaka | Chinese |
| 2. Namaste | Islam |
| 3. Assalamlaikum | I Taukei |
| 4. Ni hao | Hindu |
-

Activity 2

Match the words with its correct spellings.

- | | |
|-------------|----------|
| 1. udHin | I Taukei |
| 2. eseChin | Islam |
| 3. lamIs | Hindu |
| 4. Tkeiau I | Chinese |
-

**2034 NANUKU SANGAM SCHOOL
NEW TERM RE- ALIGNED
WORKSHEET 13 – SOLUTION 2021**

Subject: Physical Development, Health and Well Being Year: 2 Name: _____


Strand	Safety
Sub Strand	Personal Safety
Content Learning Outcome	To be able understand what is internet safety and tell some of the safety measures when using internet.

New Words

Internet safety online computer phone

Lesson Notes

- Internet are used by people to research new things, play games, e mailing and for studies.
- We should not internet and phones for a long time as it affects our eyes.
- Do not send photos to strangers.
- Keep password private (except to parents).
- Do not open mails from strangers - it may contain viruses that can harm a computer.
- Use computer upon asking parents.
- Tell parents if something mean or creepy happens.
- We use internet on:
 - Mobile Phones
 - Computer
 - Laptops



Activity 1

Write **Yes** or **No**

1. Send photos to strangers. **No**
2. Tell the password to everybody. **No**
3. Ask parents before using computer. **Yes**
4. Do not open mails from strangers. **Yes**
5. Tell parents if something mean or creepy happens. **Yes**

**2034 NANUKU SANGAM SCHOOL
NEW TERM RE- ALIGNED
WORKSHEET 13 – SOLUTION 2021**

Subject: Learning to Know (E/S) Year: 2 Name: _____

Strand	Energy
Sub Strand	Disaster
Content Learning Outcome	<ul style="list-style-type: none">To be able to understand what is a disaster and the safety measure we should practice.

New Words

Disaster Flood Earthquake Dangerous Tsunami Hurricane

Lesson Notes

- Disaster is caused by changes in weather patterns.
- Examples of disasters are hurricane, flood, earthquake and Tsunami.
- Flood is during heavy rain when the river or stream overflows.
- Earthquake is the sudden shaking of the earth's surface.
- Tsunami is usually followed after an earthquake with big waves from the sea.
- It is dangerous to swim in flood waters.




Flood



Earthquake



Tsunami



Hurricane

Activity 1

Write **True** or **False**.

1. Earthquake is the sudden shaking of the earth's surface. **Yes**
2. Flood is caused by heavy rain. **Yes**
3. It is safe to swim in flood waters. **No**
4. Hurricane is an example of a disaster. **Yes**
5. Tsunami is usually followed after heavy rain. **No**

**2034 NANUKU SANGAM SCHOOL
NEW TERM RE- ALIGNED
WORKSHEET 13 – SOLUTION 2021**

Subject: Language, Literacy and Communication (Hindi) Year: 2 Name: _____

Strand	बोलो, पढ़ो और लिखो ।
Sub Strand	पढ़ो और लिखो ।
Content Learning Outcome	पढ़े, समझे और सवाल का जवाब लिखे ।

Lesson Notes

सिखो ।

और हथौड़ा मौसी टैर पौधा कौन चौदह चौक कौड़ी

औ की मात्र ।

क + औ = कौ

स + औ = सौ

त + औ = तौ

ख + औ = खौ

श + औ = शौ

ट + औ = टौ

					
चौदह	कौड़ी	हथौड़ा	औस्त	पौधा	सौ

□

अभ्यास

जोड़ कर लिखो ।

सीखो और लिखो ।

ज + औ = जौ	ग + औ = गौ	चौदह	चौदह	चौदह
य + औ = यौ	झ + औ = झौ	पौधा	पौधा	पौधा
फ + औ = फौ	न + औ = नौ	मौसी	मौसी	मौसी
म + औ = मौ	व + औ = वौ	हथौड़ा	हथौड़ा	हथौड़ा
द + औ = दौ	च + औ = चौ	औस्त	औस्त	औस्त

अभ्यास

इन के सही नाम लिखिए ।

					
चौदह	कौड़ी	हथौड़ा	औस्त	पौधा	सौ