


**2034 NANUKU SANGAM SCHOOL
NEW TERM RE-ALIGNED
WORKSHEET 14 – SOLUTION 2021**

Subject: Language, Literacy and Communication (English) Year: 2 Name: _____

Strand	Reading and Writing
Sub Strand	Reading and Writing
Content Learning Outcome	Understand and read the words with the phonics "ar" and complete the activity given.

Lesson Notes

Read and learn the spellings.



Activity 1

Complete the following words using /ar/ sound.

F<u>ar</u>mer	F<u>ar</u>m	B<u>ar</u>k
C<u>ar</u>	St<u>ar</u>	J<u>ar</u>








**2034 NANUKU SANGAM SCHOOL
NEW TERM RE-ALIGNED
WORKSHEET 14 – SOLUTION 2021**

Subject: Learning to Know (Maths) Year: 2 Name: _____

Strand	Early Mathematics
Sub Strand	Shapes and Space
Content Learning Outcome	To be able to identify properties of basic shapes.


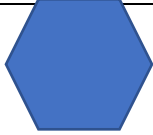




Lesson Notes

Basic Shapes

						
Rectangle 4 sides	Triangle 3 sides	Square 4 equal sides	Circle 0 zero or no sides	Hexagon 6 sides	Diamond 4 sides	Oval 0 sides or no sides

Activity 1

Write the number of sides and corners each shape has.

Shapes	Number of sides	Number of corners
	<u>0</u> sides	<u>0</u> corners
	<u>6</u> sides	<u>6</u> corners
	<u>4</u> sides	<u>4</u> corners
	<u>3</u> sides	<u>3</u> corners
	<u>4</u> sides	<u>4</u> corners
	<u>0</u> sides	<u>0</u> corners

NANUKU SANGAM SCHOOL
NEW TERM RE-ALIGNED
WORKSHEET 14- 2021

LESSON NOTES (SUBJECT): NVVT **YEAR / LEVEL:** 2 **NAME:** _____

LESONI:	Na vosā vaka itaukei ena i matai kei na ikarua ni yabaki.
YACA NI MATANA:	Na itovo kei na ivakarau vakavanua
NANAMAKI NI MATANA:	Na bula veimaliwai vakamatatamata kei na vanua e vakarautaki kina.

ULUTAGA : NA ITOVO KEI NA IVAKARAU VAKAVANUA

WIRINA NA A, B SE C ME NOMU ISAU NI TARO

1. Na vuanikau cava e dromodromo na kulina.
A. **Jaina**
B. Meleni
C. Maqo
2. Na e bula e wai.
A. vusi
B. Koli
C. **ika**
3. Na Kuita e walu na
A. matana
B. **Ligana**
C. Uluna
4. Na e da tiko kina ka kana kina e na veisiga.
A. **Vale**
B. Motoka
C. Waqa
5. Na e dau caka me palusami.
A. Bele
B. **Rourou**
C. Kaveti
6. E dau vuka na
A. Vuaka
B. koli
C. **Bebe**
7. Na vuaka e dau
A. **Kudru**
B. Kodro
C. Gi
8. Na e saqa kina na kakana.
A. Veleti
B. **Kuro**
C. Sepuni

9. E dau teu e loma ni vale na

A. Taga

B. Tavuleni

C. Ibe


10. Na vesa, iri, salusalu e iukuuku ni

A. Meke

B. qito

C. siwa

B. Droini taki ratou na lewe ni nomu matavuvale.



**2034 NANUKU SANGAM SCHOOL
NEW TERM RE- ALIGNED
WORKSHEET 14 – SOLUTION 2021**

Subject: Living and Learning Together Year: 2 Name: _____

Strand	Culture and Diversity
Sub Strand	Respect for Diversity
Content Learning Outcome	Understand the different celebrations that different cultural groups take part in.

New Words

Celebrations Diwali Christmas Eid

Lesson Notes

- Fiji is a multicultural society.
- It has several cultural background people living and celebrating events together.
 - Diwali is celebrated by Hindus.
 - Christmas is celebrated by Christians.
 - Eid is celebrated by Muslims.

Activity 1

Match the celebration with the respective cultural group.

- | | |
|--------------|------------|
| 1. Diwali | Muslims |
| 2. Christmas | Hindus |
| 3. Eid | Christians |
-

Activity 2

Match the words with its correct spellings.

- | | |
|--------------|-----------|
| 1. waliDi | Christmas |
| 2. diE | Diwali |
| 3. masChrist | Eid |
-

**2034 NANUKU SANGAM SCHOOL
NEW TERM RE- ALIGNED
WORKSHEET 14 – SOLUTION 2021**

Subject: Physical Development, Health and Well Being Year: 2 Name: _____

Strand	Safety
Sub Strand	Personal Hygiene and Sanitation
Content Learning Outcome	To be able understand what are the different items that we use to keep ourself clean and tidy.









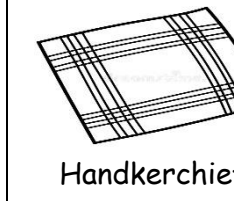
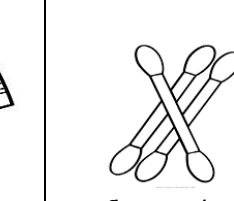
New Words

Hair Teeth Handkerchief Toothbrush Nose Ear Shampoo

Lesson Notes

- We should keep ourself clean at all times.
- We use different items to keep ourself clean and tidy.

Items used for Cleaning Different Parts of the Body.

				
Hair	Fingernails	Teeth	Nose	Ear
				
Comb/Shampoo	Nail cutter	Toothbrush and Colgate	Handkerchief	Cotton bud

Activity 1

Fill in the blanks.

1. We wash our hair with shampoo.
2. We clean our ears with ear bud.
3. We clean our teeth with a toothbrush.
4. We cut our fingernails with a nail cutter.
5. We wipe our nose with a handkerchief.

**2034 NANUKU SANGAM SCHOOL
NEW TERM RE- ALIGNED
WORKSHEET 14 - SOLUTION 2021**

Subject: Learning to Know (E/S) Year: 2 Name: _____

Strand	Energy
Sub Strand	Energy Transformation, Use and Conservation
Content Learning Outcome	<ul style="list-style-type: none">To be able to understand what is energy conservation and ways one can conserve energy.

New Words

Energy Conservation Reuse Wasting Fresh

Lesson Notes

1. *Energy conservation* is the effort made to reduce the consumption of energy by using less of an energy service.
2. This can be achieved either by using energy well or by reducing the amount of service used.
3. Turn everything off when you aren't in the room.
4. Keep windows open to allow fresh air inside the house.
5. Plant a Tree.
6. Use a Reusable Water Bottle.
7. Avoid wasting water in the house.

Activity 1

Answer the question below.

1. Write down two (2) ways in which you can conserve energy?

- a) Use a reusable water bottle.
- b) Turn everything off when you aren't in the room.

Write True or False.

1. Keep windows open to allow fresh air inside the house. True
2. Do not plant more trees. False
3. Avoid wasting water in the house. True
4. Turn everything off when you aren't in the room. True
5. Do not use Reusable Water Bottle. False
6. Waste energy when you are not using. False

2034 NANUKU SANGAM SCHOOL
NEW TERM RE- ALIGNED
WORKSHEET 14 - SOLUTION 2021

Subject: Language, Literacy and Communication (Hindi) Year: 2 Name: _____

Strand	बोलो, पढ़ो और लिखो ।
Sub Strand	पढ़ो और लिखो ।
Content Learning Outcome	पढ़ें, समझें और सवाल का जवाब लिखें ।

Lesson Notes

सिखो ।

झंझा पतंग कंगन डंडा अंडा रंग

अ की मात्रा ।

क + ं = कं

स + ं = सं

त + ं = तं

ख + ं = खं

श + ं = शं

ट + ं = टं

			<p><u>पढ़ो और सीखो ।</u></p> <p>यह झंझा है । वह पतंग है ।</p> <p>पतंग मेरा है । झंझा हमारा है ।</p>
झंझा	पतंग	कंगन	

			<p>झंझा फहरता है । पतंग उड़ता है ।</p> <p>आओ खेलें कूदें ।</p> <p>यही कहीं पर खेलें कूदें ।</p>
डंडा	अंडा	रंग	

अभ्यास

जोड़ कर लिखो ।

सीखो और लिखो ।

ज + ं = जं	ग + ं = गं		कंगन	कंगन	कंगन
य + ं = यं	झ + ं = झं		झंझा	झंझा	झंझा
फ + ं = फं	न + ं = नं		डंडा	डंडा	डंडा

अभ्यास

इन के सही नाम लिखिए ।

					
झंझा	पतंग	कंगन	डंडा	अंडा	रंग