

**2034 NANUKU SANGAM SCHOOL  
NEW TERM RE-ALIGNED  
WORKSHEET 11 – SOLUTION 2021**

**Subject: Language, Literacy and Communication (English) Year: 2 Name: \_\_\_\_\_**

<b>Strand</b>	Reading and Writing
<b>Sub Strand</b>	Reading and Writing
<b>Content Learning Outcome</b>	Understand the reading and complete the activity given.

New Words

Birthday                      party                      delicious                      present                      necklace                      amazing

Text

**A Great Birthday Party!**



All my friends came to my party. It started at five o'clock.

Mum made a delicious cake, we had lots of great food and we drank soda. We played music and we all danced. I bought a new dress for the party. I loved it! I got lots of amazing presents and Mum and Dad gave me a beautiful necklace.

Jesse

**Activity 1**

Write the past tense for the given words.

1. Play            - played
2. Start           - started
3. Make           - made
4. Drink          - drank
5. Give            - gave
6. Buy             - bought
7. Dance         - danced

Danced  
Drank  
Started  
Made  
Gave  
Played  
Bought

**2034 NANUKU SANGAM SCHOOL  
NEW TERM RE-ALIGNED  
WORKSHEET 11 – SOLUTION 2021**

**Subject: Learning to Know (Maths) Year: 2 Name: \_\_\_\_\_**

Strand	Early Mathematics
Sub Strand	Measurement
Content Learning Outcome	To be able to tell and identify the months of the year in the correct order.

Lesson Notes

**Months of the Year**

Order	Month
1	January
2	February
3	March
4	April
5	May
6	June
7	July
8	August
9	September
10	October
11	November
12	December

Activity 1

Match the Months of the Year with the correct number order.

March		1
May		2
June		3
February		4
January		5
December		6
August		7
September		8
April		9
July		10
October		11
November		12



2034 NANUKU SANGAM SCHOOL  
NEW TERM RE-ALIGNED  
WORKSHEET 11

Subject: Veika Vaka-viti

Year: 2

Name: \_\_\_\_\_

<b>STRAND</b>	Vakarorogo kei na Cavuti ni vosa
<b>Sub- Strand</b>	Na Veivanua e vakayagataki kina na vosa
<b>Content Learning outcome</b>	Vakadikeva na I tukutuku e rogoci me saumi kina na taro kei na kena vakadewataki ena veigaunisala duidui ni vakau itukutuku.

**VOSA VOVOU** - Na Ga

Vulica na veivosa vovou oqo.

1. Sili 2. Ra Ga 3. wai-la-la 4. Nunuva 5. tobu. 6. tagau 7. Matau

1. Vakacavara na i yatuvosa (wai / vuka)

a). E manumanu vuka na ga.

b). Era dau lasa e wai.

2. Na vosa **veibasai**. Wirina na vosa e dodonu.

- a. cabe - lutu / **siro**
- b. nunu- **lamata** / dromu
- c. mata - dabe / **davo**
- d. titobu- **vodea** / nubu

3. Wirina na vosa e **duidui**.

- a. ga toa **vusi** soqe
- b. ga toa soqe **kaka**
- c. qalo nunu vuto **cici**
- d. **vuka** ro tau dabe

4. Vakacuruma na vosa e dodonu.

**macawa / wai / sili nunu**

a. E dau sili na ga.

b. Ni sa tiko e wai na ga, e rawa ni nunu.

c. Na ga e rawa ni lako e vanua, vuka e macawa ka qalo e wai.

**2034 NANUKU SANGAM SCHOOL  
NEW TERM RE- ALIGNED  
WORKSHEET 11 – SOLUTION 2021**

**Subject: Living and Learning Together      Year: 2    Name: \_\_\_\_\_**

<b>Strand</b>	Culture and Diversity
<b>Sub Strand</b>	Culture
<b>Content Learning Outcome</b>	Understand the different cultural activities done by the different cultural groups.

New Words

**Cultural                      Activities                      Yaqona                      Ceremony                      Meke    Fire                      Walking**

Lesson Notes





- Different cultural groups perform different cultural activities.
- I Taukei people perform yaqona ceremony and meke.
- Hindus perform fire walking ceremony.
- Rotumans perform Tautoga (dance)

Cultural Activities by Different Cultural Groups.

			
Yaqona Ceremony	Meke	Hindus Fire walking ceremony	Rotuman dance/ Tautoga

Activity 1

Match the pictures with the relevant cultural activity.

	Tautoga	
	Hindus fire walking	
	Yaqona ceremony	
	Meke	

**2034 NANUKU SANGAM SCHOOL  
NEW TERM RE- ALIGNED  
WORKSHEET 11 – SOLUTION 2021**

**Subject: Physical Development, Health and Well Being    Year: 2    Name: \_\_\_\_\_**

<b>Strand</b>	Safety
<b>Sub Strand</b>	Personal Safety
<b>Content Learning Outcome</b>	To be able understand what is safety and tell some safety rules while playing.

**New Words**

**Games    Listen    Referee    Players    shake    Hands**

**Lesson Notes**

**Qualities of Being A Good Sportsman**

- Follow the rules of the game.
- Always listen to the referee.
- Do not fight or punch other players.
- Shake hands after the game.

**Activity 1**

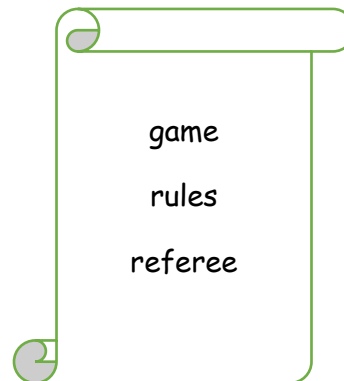
Write True or False.

1. We should not follow the rules of the game. **No**
2. Always listen to the referee. **Yes**
3. We should punch other players. **No**
4. We should shake hands after the game. **Yes**

**Activity 2**

Fill in the blanks.

1. Always listen to the **referee**.
2. Follow the **rules** of the game.
3. Shake hands after the **game**.



**2034 NANUKU SANGAM SCHOOL  
NEW TERM RE- ALIGNED  
WORKSHEET 11 – SOLUTION 2021**

**Subject: Learning to Know (E/S)      Year: 2      Name: \_\_\_\_\_**

<b>Strand</b>	Energy
<b>Sub Strand</b>	Energy Source and Transfer
<b>Content Learning Outcome</b>	<ul style="list-style-type: none"> <li>To be able to understand what is a river and uses of water.</li> </ul>

New Words

**Drinking      River      Cooking      Bathing      Swimming      Washing      Cleaning**

Lesson Notes

- River is a source of water.





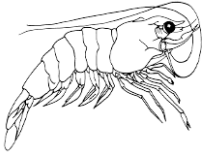


- We use water from the river for many things.

Uses of water

Drinking	bathing	washing
Cooking	swimming	
Cleaning		

- River Community Animals.**


				
<b>Butterfly</b>	<b>Bee</b>	<b>Frog</b>	<b>Fish</b>	<b>Prawn</b>

Activity 1


- List 4 uses of water.

Drinking, cooking, bathing and washing.

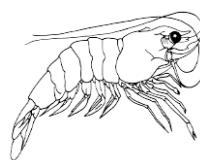
- Write down the names of the animals.



Frog



Fish



Prawn



Butterfly

**2034 NANUKU SANGAM SCHOOL  
NEW TERM RE- ALIGNED  
WORKSHEET 11 – SOLUTION 2021**

**Subject: Language, Literacy and Communication (Hindi) Year: 2 Name: \_\_\_\_\_**

Strand	बोलो, पढ़ो और लिखो ।
Sub Strand	पढ़ो और लिखो ।
Content Learning Outcome	पढ़े, समझे और सवाल का जवाब लिखे ।

**Lesson Notes**

सिखो ।







पैर            थैला            बैल            पैसा            तैर            मैदान

ऐ की मात्रा ।

क + ऐ = कै

ख + ऐ = खै

स + ऐ = सै

					
पैर	थैला	बैल	पैसा	तैर	मैदान


**अभ्यास**

पढ़ो और लिखो ।

पैर	पैर	पैर	पैर
बैल	बैल	बैल	बैल
पैसा	पैसा	पैसा	पैसा
तैर	तैर	तैर	तैर
मैदान	मैदान	मैदान	मैदान

**अभ्यास**

सही नाम लिखिए ।

		
पैर	तैर	पैसा
		
थैला	मैदान	बैल



