

NANUKU SANGAM SCHOOL
NEW TERM RE-ALIGNED
WORKSHEET 11

Subject: English

Year: 3

Name: _____

Strand: Reading And Viewing.

Content Learning Outcome: Justify understanding of basic English convention such as punctuation, grammar rules, tense and parts of speech.

Tense	Present	Past	Future
Simple	He drives a car	He drove a car	He will drive a car
Continuous	He is driving a car	He was driving a car	He will be driving a car

Activity:

1. Write these simple sentences in **past** and **future** tenses.

a. Manoa swims across the river.

Past- Manoa swam across the river.

Fututure- Manoa will swim across the river.

b. My mother bakes a cake.

Past- My mother baked a cake.

Future- My mother will bake a cake.

2. Write these continuous sentences in **present** and **future** tenses.

a. Valami was going to town.

Present- Valami is going to town.

Future- Valami will be going to town.

b. The fisherman was waking up all night.

Present- The fisherman is waking up all night.

Future- The fisherman will be waking up all night.

2034 NANUKU SANGAM SCHOOL
NEW TERM RE-ALIGNED
WORKSHEET 11

Subject: Mathematics

Year: 3

Name: _____

Strand: Measurements.

Sub Strand: Time.

Strand Outcome: List and explain time in a day and how its sequence varies.

1 minute = 60 seconds
1 hour = 60 minutes
1 day = 24 hours
1 week = 7 days



Exercise:

1. Answer all the questions given below.

a. How many days are there in a week?

7 days.

b. How many months are there in a year?

12 months.

c. List down the days of the week.

Sunday, Monday, Tuesday, Wednesday, Thursday, Friday, Saturday.

d. What is the 9th month of the year?

September

e. What is the second last month of the year?

November

NANUKU SANGAM SCHOOL
NEW TERM RE-ALIGNED
WORKSHEET 11

Subject: Veika Vaka-viti

Year: 3

Name: _____

STRAND	Volavola kei na Bulibuli
Sub- Strand	Lawa ni Vosa
Content Learning outcome	Vakayagataki na vakadidigo kei na lawa ni vosa dodonu ena buli iyatuvosa.

Lesson Notes

Vakayagataki na vosa e na yatuvosa me duidui na kena i balebale.

Kena vakaraitaki: **saqa**

1. E **saqa** na tavioka me keitou i vakasigalevu.
2. E coka ko tamaqu e dua na **saqa** levu.

Cakacaka lavaki

Vakayagataki ira na veivosa e ra ena rua na i yatuvosa me duidui na kena i balebale.

1. drodro

- a. E drodro vinaka na wai e uciwai.
- b. Era gole ki na nodra i drodro na tamata e na gauna ni cagilaba.

2. soro

- a. Au sa soro saraga na gunu maqo e na levu ni maqo sa tu qo.
- b. E dau soro na wa ni siwa ni sa dre e dua na ika levu.

3. vuvu

- a. Era vuvu na gone e na levu ni kakana kamikamica era kania.
- b. E dau vuvu na wai ni tau na uca.

Vakayagataka e lima (5) se sivia na vosa mo vakaotia kina na i yatuvosa e ra.

- a. Era marau na gone ni sa sereki na vuli.
- b. Au sa vucesa mai tiko voli e vale e na loma ni lima na vula qo.
- c. Dau voleka na Siga ni sucu e ra dau marau na gone ni ra na sota kei na nodra i caba.
- d. E luluvu na yaloi tinaqu ni sa rawata ko tuakaqu na ulu ni cocovi.

**2034 NANUKU SANGAM SCHOOL
NEW TERM RE - ALIGNED
WORKSHEET 11 SOLUTION -2021**

Subject: Healthy Living Year: 3 Name: _____

STRAND:	Safety
SUB STRAND:	Community Safety
CONTENT LEARNING OUTCOME:	Value, simple health care and safety procedure in hazardous situation and physical activities

Play safe games and choose a safe place to play.

1. Always keep the play area clean and safe.
2. Pick up rubbish and put them in the rubbish bins.
3. Place other objects that may cause injury in a safe place.
4. Use safe equipment.
5. Do not run round corners and in crowded playground.
6. Do not push anyone and wait for your turn.
7. Do not throw stones.

Safety while working

1. You must concentrate on what you are doing.
2. Handle and carry tools safely, e.g. point sharp tools downwards when walking with them.
3. Keep away from the areas where motor mowers or weeding knives are being used for cutting grass.
4. Use only those tools that you are allowed to use and see that they are in good, safe condition.
5. Clean the tools after use. Wipe them dry and if necessary oil them.
6. Store all tools safely and carefully. Every item should be put in its right place.
7. Never leave tools lying about.











Activity 1

They are to draw and colour their safe play area / playground and write down few things of taking care of it.



Activity 2

1. Draw and name some tools that you are allowed to use at home or at school.

 <p>gardening fork</p>	 <p>wheelbarrow</p>	 <p>gardening gloves</p>	 <p>pruners/pruning shears</p>	 <p>pruners/pruning shears</p>
 <p>Rake</p>	 <p>Axe</p>	 <p>Garden trowel</p>	 <p>Garden trowel</p>	 <p>Watering can</p>

2. What do you do after using any tool?

Clean them and put it in a proper safe place.

2034 NANUKU SANGAM SCHOOL
NEW TERM RE - ALIGNED
WORKSHEET 11 SOLUTION-2021

Subject: Hindi Year: 3 Name: _____

Strand पढना एवं लिखना

Sub strand भाषा की विशेषताएँ एवं नियम

CLO नये शब्दों को पढना तथा गलत - शब्दों को सुधार कर लिखना

इन शब्दों को पढो और समझो

किताब कहानी

कुर्सी शाम

चुड़िया पुष्प

इन शब्दों को सुधार कर लिखिये

- | | | | |
|----------|-----------|----------|---------|
| 1. इचुया | - चुड़िया | 2. प्पुप | - पुष्प |
| 3. हाकनी | - कहनी | 4. ताकिब | - किताब |
| 5. सीकु | - कुर्सी | 6. मशा | - शाम |

**2034 NANUKU SANGAM SCHOOL
NEW TERM RE - ALIGNED
WORKSHEET 11 SOLUTION -2021**

Subject: Social Studies Year: 3 Name: _____

STRAND:	Place and Environment
SUB STRAND:	People and care of places
CONTENT LEARNING OUTCOME:	Formulate basic rules for home resources and explain why these rules are important

LESSON NOTES: School Rules

1. Wear clean uniform to school.
2. Bring a handkerchief every day.
3. Wear sandals to school to protect your feet.
4. Put your rubbish in the bins provided.
5. Learn to give way to others especially adults.
6. Come to school on school days.
7. Throw all rubbish in the rubbish bin.
8. Keep school compound neat, clean and beautiful.

Activity 1

1. Write 2 more important school rules that you think should be included to the rules above.
Don't fight among yourself at school.
Don't swear in school.
2. Do you think it is important to follow the school rules? **Yes / No**
3. Why? **It is important so that the children behaves properly in school.**
4. What will happen to you if you do not follow the school rules?
I will _____
A. be counselled
B. remove the rules
C. Change the rules
D. be advised on the importance of school rules
5. How often does your teacher remind you of the school rules?
A. daily **B.** weekly **C.** monthly **D.** termly
6. Is there a copy of the school rules in your classroom?
A. Yes **B.** No **C.** may be **D.** not sure

**2034 NANUKU SANGAM SCHOOL
NEW TERM RE - ALIGNED
WORKSHEET 11 SOLUTION -2021**

Subject: Elementary Science Year: 3 Name: _____

STRAND:	Energy
SUB STRAND:	Energy source and its transfer
CONTENT LEARNING OUTCOME:	Identify and gather information about how different forms of energy are used in communities

LESSON NOTES: Fossil Fuel

Fuels such as kerosene, benzene and gas are used to create energy. This form of energy is commonly used in Fiji homes. It is easily available but very expensive.



Use of fossil fuel

Uses of energy

1. Sources of energy used at:

Home	School	Community
i. Gas for cooking ii. Kerosene for light and cooking iii. Petrol for car or truck iv. Electricity for light v. Firewood for cooking	i. Electricity for light and machines ii. Gas for school canteen iii. Petrol for school generator	i. Electricity for light ii. Benzene for lighting in rural areas iii. Firewood for cooking iv. Petrol for outboard motor

Activity

1. List 3 fossil fuel used to create energy.

Kerosene
Benzene
Gas

2. Write 3 sources of energy used at home.

Kerosene for light and cooking
Firewood for cooking
Electricity for light

