

WEEKLY HOMESTUDY

PACKAGE # 14

YEAR 4

1076 NADI SANGAM SCHOOL

YEAR 4-ENGLISH

WEEKLY HOMESTUDY PACKAGE 14

<u>Strand</u>	English features and rules
<u>Sub-strand</u>	Prepositions
<u>Content Learning Outcome</u>	To be able to interpret meaning and purpose of language feature in written text.

Prepositions

Prepositions are words which tells the position of things or people.

It is mostly used before a noun, pronoun or noun phrase.

Prepositions are used to show direction, time, place, location or position in relation to another object.

Examples

in, at, on, of, to, through, by, beside, under, around, above, over etc.

Activity

Fill in the correct preposition to complete the sentences below.





1. The quick brown fox jumped _____ the lazy dog.
2. Toad jumped _____ the hole.
3. Shaneel rode his bicycle _____ the tree.
4. We walked _____ the beach.
5. He swims _____ the river every morning.

across	through	Around	over	along
--------	---------	--------	------	-------



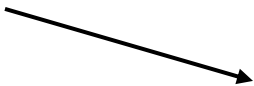

1076 NADI SANGAM SCHOOL HOMESTUDY PACKAGE 14
YEAR 4 SUBJECT: MATHEMATICS

STRAND	GEOMETRY
CONTENT LEARNING OUTCOME	Identify different types of triangles and angles
TOPIC	Lines, Segments and Curves
RESOURCES	Year 4 Mathematics Text
PAGE	72

A. NOTES

Definition	Example	Name	Say
A point is an exact location in space.	A 		"point A"
A line is a straight path of points that goes on without end in both directions.		\overleftrightarrow{CD} \overleftrightarrow{DC}	"line CD" "line DC"
A line segment is a part of a line that includes two endpoints and all of the points between them.		\overline{FG} \overline{GF}	"line segment FG" "line segment GF"
A ray is a part of a line that has one endpoint and goes on without end in one direction.		\overrightarrow{PQ}	"ray PQ"

ACTIVITY (Label the diagrams below by putting: [*ray, line or segment*]).

 a). _____	 b). _____
 c). _____	 d). _____

1076 NADI SANGAM SCHOOL HOMESTUDY PACKAGE 14
YEAR 4 **SUBJECT: EL. SCIENCE**

STRAND	<i>Living Things & Environment</i>
CONTENT LEARNING OUTCOME	<i>Living Together</i>
TOPIC	<i>Relation between living and non-living things</i>
RESOURCES	<i>El. Teacher's Guide</i>
PAGE	<i>p. 12,13</i>

NOTES:

1. Living things are organisms (plants and animals) that live in their non-living environment (air, sand, soil and water)
 2. An organism lives in a certain environment to stay alive.
 3. Habitat is a place where organism lives
 4. Living things
Earthworm
Fish
Tadpole
- | | |
|--|-------------------------------|
| | <u>Non-Living Environment</u> |
| | soil |
| | water |
| | pond |



QUESTIONS (Write True or False)

1. Living things are plants and animals _____
2. Non-Living things are air, water and soil _____
3. Soil is earthworm's habitat _____
4. Habitat is not a place for organisms _____
5. Plants are not living things _____

1076 NADI SANGAM SCHOOL
YEAR 4 HEALTH SCIENCE
WEEKLY HOME PACKAGE # 14

Strand	Personal and Community Health
Sub Strand	Civic Pride
Content Learning Outcome	Recognize and appreciate being responsible citizen.

Topic: Being a Responsible Citizen

1. Respect your country.
2. Follow all the road safety rules.
3. Say “Please” and “Thank you” often.
4. Be helpful to others
5. Do not litter- use separation method of disposal.



Activity

1. How can you keep your country clean?

2. Name one road safety rule that you have to follow.

3. Write one good manners.

4. List down three ways of disposing rubbish.

1076 NADI SANGAM SCHOOL

YEAR 4 SOCIAL STUDIES

HOMESTUDY PACKAGE 14

Strand	Place and Environment
Sub Strand	People and work
Content learning outcome	Gather information on different services available in our community.

Topic: People who Help Us.

NOTES:

1. People who help us are: Farmers, Doctors, Teachers, shopkeepers etc.
2. A Farmer helps us by providing us with vegetables.
3. A Doctor helps us by providing medical help when we are sick.
4. A Teacher helps us to learn.



Activity

Answer the following questions.

1. Name two people who help us?

2. What does a farmer provide us with?

3. How does a teacher help you? _____
4. Who helps you at home? _____

1076 NADI SANGAM SCHOOL

YEAR 4- HINDI

WEEKLY HOMESTUDY PACKAGE 14

<u>Strand</u>	Language features and rules
<u>Sub-strand</u>	Articles
<u>Content Learning Outcome</u>	To be able to interpret meaning and purpose of language feature in written text.

भाषा अभ्यास

नीचे दिए गए शब्दों को लगाकर वाक्य को पूरा करो।

का, की, के

1. आप ----- लड़की ----- नाम क्या है?
2. सरला ----- पिताजी बा में रहता है।
3. मैं राम ----- भाई हूँ।
4. नारायण ----- बहन गाती है।
5. आप ----- घर में कौन रहता है।
6. दर्द ----- मारे वह रो रहा है।
7. सरस ने माँ ----- बात सुनी।
8. दातों ----- सफाई जरूरी है।
9. गर्मी ----- दिनों में पंखा बड़ा काम आता है।
10. मैं ने नारियल ----- मीठा पानी पिया।

1076 NADI SANGAM SCHOOL HOMESTUDY PACKAGE 14

YEAR 4

SUBJECT: I TAUKEI

STRAND	<i>VANUA KEI NA VEIKA BULA</i>
CONTENT LEARNING OUTCOME	<i>Na veiwekani ni veika bula kei ked ana tamata</i>
TOPIC	<i>Wiliwili vaka-Viti</i>
RESOURCES	<i>Viti 4</i>
PAGE	<i>Wase 1 – 9 (tabana e 1 – 28)</i>

LESONI ME VULICI

- a) 10 na ibe sa dua na sasa
- b) 10 na tabua sa dua na vulo
- c) 10 na qio sa dua na laca
- d) 10 na waqa vakaviti sa dua na uduudu
- e) 10 na toa sa dua na sogā
- f) 10 na niu sa dua nai qali
- g) 10 na vuaka sa dua na rara
- h) 10 na vonu sa dua na bi
- i) 10 na i wau sa dua na bure
- j) 10 na jaina sa dua na veta
- k) 10 na ika lailai sa dua na bola
- l) 10 na ika lelevu sa dua na i tui
- m) 10 na dalo sa dua na i vutu
- n) 10 na matau sa dua na vatu

Kena I vakaraitaki

- 1. Ni 2 na bola ika e tautauvata ni **20** na ika
- 2. Ni 5 na sogā na toa e tautauvata ni **50** na toa
- 3. Ni 8 na bi vonu e tautauvata ni **80** na vonu
- 4. Ni 3 na uduudu waqa vaka-Viti e tautauvata ni **30** na waqa vaka-Viti

CAKACA ME QARAVI.

- a) Ni 2 na sasa ibe e tautauvata ni _____ na ibe
- b) Ni 3 nai qali niu e tautauvata ni _____ na niu
- c) Ni 5 na rara vuaka e tautauvata ni _____ na vuaka
- d) Ni 4 na vulo tabua e tautauvata ni _____ na tabua
- e) Ni 6 nai tui ika e tautauvata ni _____ na ika lelevu
- f) Ni 9 na bure iwau e tautauvata ni _____ na wau
- g) Ni 7 na vatu matau e tautauvata ni _____ na matau
- h) Ni 8 nai veta jaina e tautauvata ni _____ na jaina
- i) Ni 1 nai vutu dalo e tautauvata ni _____ na dalo
- j) Ni 10 na laca qio e tautauvata ni _____ na qio.