

NADI SANGAM SCHOOL
WEEKLY HOME STUDY PACKAGE

#19

YEAR 2



2021

1076 NADI SANGAM SCHOOL

Weekly Home Study Package #19

Year 2 English

1. Collective Nouns – Read and Learn

• A school of fish	• A swine of pigs
• A flock of birds	• A stable of horses
• A colony of ants	• A litter of dogs
• A hive of bees	• A bunch of bananas
• A herd of cows	• A bundle of dalo

2. A. Multiple Choice

Circle the letter of the correct answer.

1. What is the present tense of the word 'worked'?
A. works B. working C. work
2. Rhyming word for ' catch ' is _____.
A. match B. caught C. cat
3. Which one of the following is a verb ?
A. Nadi B. hop C. Ruci
4. The future tense of ' read ' is _____.
A. reading B. will read C. read
5. ' Table ' is a _____.
A. verb B. plural C. noun

B. Opposite

Write the opposite of the following words.

- | | |
|-------------------|-------------------|
| 1. Clean - _____ | 6. Inside - _____ |
| 2. Empty - _____ | 7. Good - _____ |
| 3. Friend - _____ | 8. Up - _____ |
| 4. Laugh - _____ | 9. Hot - _____ |
| 5. Over - _____ | 10. Happy - _____ |

C. Contractions – Write in short form (contracted).

Eg. I am – I'm

- | | |
|-------------------|--------------------|
| 1. Do not - _____ | 4. Did not - _____ |
| 2. I will - _____ | 5. Is not - _____ |
| 3. Let us - _____ | 6. She is - _____ |

1076 NADI SANGAM SCHOOL

YEAR 2

HINDI

WEEKLY HOME STUDY PACKAGE #19 - REVISION

आ] नीचे दिए गए शब्दों के बहुवचन लिखो ।

- | | |
|-------------------|-------------------|
| 1. तितली - _____ | 6. मछली - _____ |
| 2. थैली - _____ | 7. चरखा - _____ |
| 3. टुकड़ा - _____ | 8. रोटी - _____ |
| 4. बगीचा - _____ | 9. रास्ता - _____ |
| 5. रस्सी - _____ | 10. नदी - _____ |

आ] नीचे दिए गए वाक्यों के लिंग बदल कर दोबारा लिखो ।

उदहारण : लड़का दौड़ता है ।

लड़की दौड़ती है ।

1. मेरा भाई पकौड़े खाता है ।

2. पिताजी बगीचे में काम कर रहे हैं ।

3. लड़की बहुत नटखट थी ।

4. चाचीजी सुबह जल्द जाग गईं।

5. लड़का बाज़ार में घूम रहा था ।

1076 NADI SANGAM SCHOOL

Weekly Home Study Package # 19

Subject : Mathematics

Year: 2

Strand	Measurement
Sub Strand	Standard units of Length, Capacity and Weight/ Time.
Content Learning Outcome	-To identify the standard units of measurement. - To be able to name the o'clock times. - To be able to draw the o'clock on a clock face.

Lesson Notes

Standard Units of Measurement/ Time

<u>Length</u>	<u>Capacity</u>	<u>Weight</u>
Centimetre = cm	Millilitre = ml	Grams = g
Metre = m	Litre = L	Kilogram = kg
1 m = 100cm	1L = 1000ml	1kg = 1000g
½ m = 50 cm	½ L = 500ml	½ kg = 500g

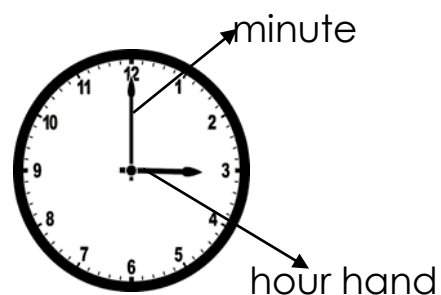
Telling Time

Parts of the clock.

The **short** hand is the **hour** hand and the **long** hand is the **minute** hand .When the **minute** hand is at **12** the hour hand will tell us what **time** is it.



The time is 3o'clock




ACTIVITIES

1. Write the **time** on the **clock face**


Example:




5 o'clock



___ o'clock



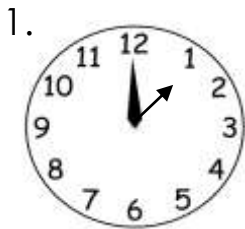
___ o'clock



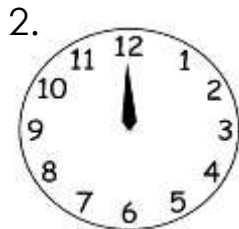
___ o'clock

2. Draw the **hour hand** for the time below


Example:



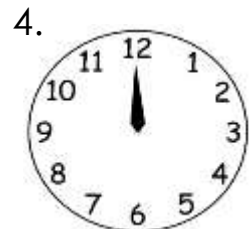
1 o'clock



3 o'clock

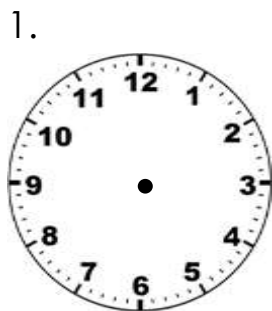


10 o'clock

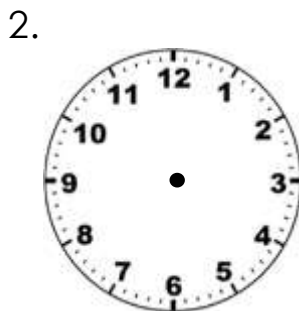


12 o'clock

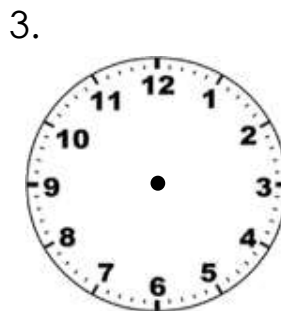
3. Draw the **minute hand** and the **hour hand**:



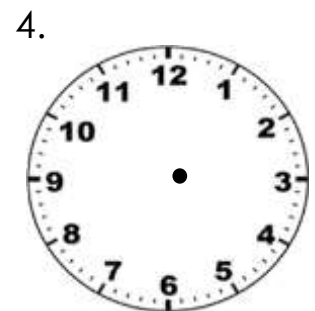
2 o'clock



4 o'clock



6 o'clock



11 o'clock

1076 Nadi Sangam School
Year 2 Vosa VakaViti
Package 19 (15/11/21 - 19/11/21)

(A) Wilivola kei na Saumi Taro: Wilika vakavinaka na italanoa e r aka sauma na veitaro e salamuria.

Na yaca ni noqu koli lailai ko Moli. E roka qele se masi kuvui ka koli rairai vinaka talega. Au dau taleitaka na vakasilimi koya e veisiga ka keirau dau qito vata talega.

E a tara na nona vale ko tamaqu e na ruku ni neitou vu ni moli e tautuba. Au dau raica me kakua ni calata e dua na gauna ni kana o Moli ka me ra kua talega ni vakasagai koya na koli vulagi.

E dau salavata kei au kina sitoa, valenilotu kei na vanua kecega au dau lako kina. E dau kodro ni raica na tamata vulagi e neitou lomanibai ka dau cata sara me ra vakasagai koya na gone.

Wirina na isau ni taro dodonu.

1. Na iulutaga cava e veiganiti vinaka kei na italanoa qo?
a. Na noqu koli b. Na mequ moli c. Na moli
2. E roka cava na koli oqo?
a. Vulavula b. loaloa c. qele
3. Na cva e dau cata o Moli?
a. Ira na vulagi e lomanibai b. kena itaukei c. noqu icaba
4. O cei e tara na nona vale o Moli?
a. Buqu b. tuakaqu c. tamaqu
5. E tara toka e vei na vale nei Moli?
a. Ruku ni vunimoli b. yasa ni vunimoli c. daku ni vinimoli

(B) Saumi Taro: Mo vola e na dua se rua na iyatuvosa me nomu isau ni taro.

1. Na manumanu cava ko dau taleitaka kei na vuna?

2. Na manumanu cava ko dau rerevaka kei na vuna?

NADI SANGAM SCHOOL
HOME STUDY PACKAGE #19
COMPUTER STUDIES
YEAR 2

15th to 19th November 2012

Revisional Activities

Section A: Draw the computer parts

--	--	--	--

CPU

Mouse

Keyboard

Screen

Section B: Uses Of The Computer Parts

Click	Show	Type	Brain
--------------	-------------	-------------	--------------

1. Mouse- _____

2. Keyboard- _____

3. CPU- _____

4. Screen- _____

NADI SANGAM SCHOOL
HOME STUDY PACKAGE #18- Solutions
COMPUTER STUDIES
YEAR 1

8th to 12th November 2012

Activity:

Keyboard Keys

Which keys do we use for:

Enter	Caps lock	Spacebar	Backspace
-------	-----------	----------	-----------

1. **Spacebar** - to leave space
2. **Backspace**- to correct our mistakes
3. **Capslock** - to make alphabets capital and small
4. **Enter** - to go to the next line