

# NADI SANGAM SCHOOL

## WEEKLY HOME STUDY PACKAGE

#20

YEAR 2



2021

**1076 NADI SANGAM SCHOOL**

**Weekly Home Study Package # 20**

**Year 2 English**

**1. Synonyms (Similar Words) – Read and Learn**

Father - dad	Mother - mum
Big - large	Near - close
Small - little	End - finish
Boy – lad	Girl - lass
Under - below	Lots - many

**2. A. Collective Nouns.**

**Complete the following.**

- |                     |                       |
|---------------------|-----------------------|
| 1. A _____ of dalo. | 5. A _____ of birds.  |
| 2. A _____ of fish. | 6. A _____ of cows.   |
| 3. A _____ of ants. | 7. A _____ of bees.   |
| 4. A _____ of dogs. | 8. A _____ of horses. |

**B. Underline the verbs in the following sentences.**

1. On a hot day, ant was searching for water.
2. The dove quickly flew away for safety.
3. Grasshopper was dying of hunger.
4. The rabbit ran really fast.
5. Meanwhile, the tortoise kept walking the whole time.
6. They will be travelling on a cruise ship.
7. She read in a story book about Hawaii.
8. Lion found an old fishing net.

**C. Write Synonyms (similar) words for the following.**

- |                  |                   |
|------------------|-------------------|
| 1. below - _____ | 4. big - _____    |
| 2. girl - _____  | 5. close - _____  |
| 3. mum - _____   | 6. little - _____ |

**1076 NADI SANGAM SCHOOL**

**Weekly Home Study Package #20**

**Year 2 General Subjects Revision**

**SECTION A**

**Multiple Choice**

**Circle the letter of the correct answer.**

1. Chinese people celebrate _____ A. Buddha day B. Eid
2. Playing with sharp objects is _____ A. dangerous B. safe
3. A sign of respect is _____ A. obedience B. laughing loudly
4. An earthworm lives in _____ A. cave B. soil
5. _____ is a Rotuman cultural activity A. Yaqona Ceremony B. Tautoga dance

**SECTION B**

**Fill in the Blanks**

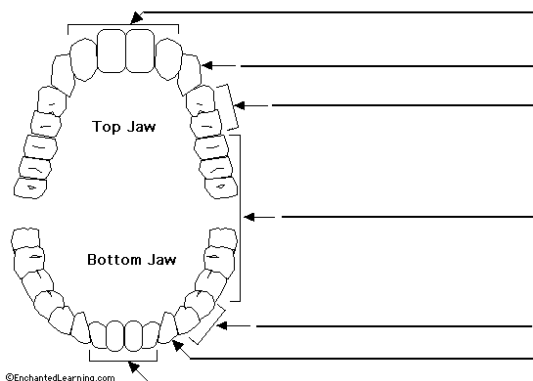
Use the words from the list to fill in the blanks.

1. Smoke from \_\_\_\_\_ contribute towards climate change.
2. A giant tidal wave is called a \_\_\_\_\_
3. Father is the \_\_\_\_\_ of the family.
4. \_\_\_\_\_ is celebrated when the new moon is sighted.
5. \_\_\_\_\_ is the first meal of the day.

Tsunami      factories      Breakfast      Eid      head

**SECTION C**

**Label the different types of teeth**



1076 NADI SANGAM SCHOOL

YEAR 2

HINDI

WEEKLY HOME STUDY PACKAGE #20 - REVISION

**अ] नीचे दिए गए शब्दों को सुधार कर लिखो ।**

1. बकरि - \_\_\_\_\_
2. माँ - \_\_\_\_\_
3. पीताजी - \_\_\_\_\_
4. मिठाइ - \_\_\_\_\_
5. चलाक - \_\_\_\_\_

**आ] सही जवाब को चुन कर गोल करो ।**

1. शेर जंगल में \_\_\_\_\_ है । रहती / रहता
2. मोरनी \_\_\_\_\_ है । नाचती / नाचता
3. चूहे ने शेर को \_\_\_\_\_ । बचाई / बचाया
4. दादाजी बाहर \_\_\_\_\_ हैं । बैठा / बैठे
5. मछली जल \_\_\_\_\_ रानी है । का / की

**इ] इन वाक्यों को तीन या चार शब्दों को जोड़ कर पूरा करो ।**

1. लोमड़ी को \_\_\_\_\_
2. सेब एक \_\_\_\_\_
3. मैं \_\_\_\_\_
4. नानी रोज़ \_\_\_\_\_
5. पेड़ पर \_\_\_\_\_

**1076 NADI SANGAM SCHOOL**  
**Weekly Home Study Package # 20**  
**Mathematics                      Year: 2**

<b>Strand</b>	Measurement
<b>Sub Strand</b>	Time - Calender
<b>Content Learning Outcome</b>	<ul style="list-style-type: none"><li>• To be able to explain the months of the year.</li><li>• To be able to explain the calendar and its purpose.</li></ul>

**Lesson Notes:**

**A.                      Months of the Year**

**Calender** tells us the **days, weeks** and the **months**.

There are **12 months** in a year.

1. Read and write the **Months** of the **Year**.

1.	<b>January</b>		
2.	<b>February</b>		
3.	<b>March</b>		
4.	<b>April</b>		
5.	<b>May</b>		
6.	<b>June</b>		
7.	<b>July</b>		
8.	<b>August</b>		
9.	<b>September</b>		
10.	<b>October</b>		
11.	<b>November</b>		
12.	<b>December</b>		

2. Write the **month** of your **birthday**.

My birthday falls in the month of \_\_\_\_\_.

**B.                      Days of the Week**

There are **seven** days in a **week**. They are :

**Sunday Monday Tuesday Wednesday Thursday Friday Saturday**

## **ACTIVITIES:**

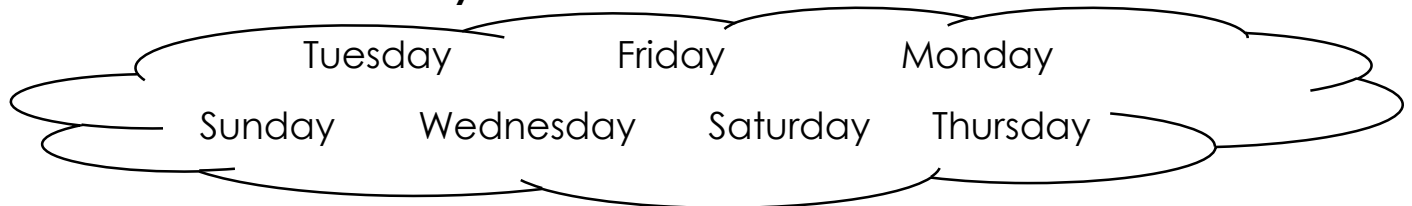
1.                      The Month of February

**Calender tells the days, weeks and the months.**

February 2013						
Sunday	Monday	Tuesday	Wednesday	Thursday	Friday	Saturday
<b>2</b>	<b>3</b>	<b>4</b>	<b>5</b>	<b>6</b>	<b>7</b>	<b>8</b>

1. Sunday's date is \_\_\_\_\_ February, 2013.
2. The 6th of February is a \_\_\_\_\_.
3. The day after the 4th is \_\_\_\_\_.
4. One week is from Sunday to \_\_\_\_\_.
5. The day after Monday is \_\_\_\_\_.

2. Write down the **days** of the **week** in correct order:



### **Days of the Week**

1. Sunday
2. _____
3. _____
4. _____
5. _____
6. _____
7. _____

**1076 NADI SANGAM SCHOOL**

**YEAR 2 Vosa vaka - viti**

**Package# 20 (25/11/21 – 02 /12/21)**

**Wasewase A: Na wili vola kei na saumi taro :wilika vakavinaka na iTalanoa e ra ka sauma na veitaro e salamuria.**

**Na Neitou Tina Ni Bulumakau**

E dua tiko na neitou tina ni bulumakau,ka dua tiko tale ga na luvena lailai.E loaloa na tina ni bulumakau ka vulavula na luvena.

E rau dau kakana voli ga e lomanibai.Au dau gunuvi rau eveisiga. E dau loba na sucu ni bulumakau e na mataka.

E dau lobaka na sucu ko tuakaqu.E sega ni dau teketeke ke sa loba na kena sucu.E rau sa veikilai vinaka kei tukaqu.E dau loba na sucu e daku ni bai.E dau qai vakaroi tale ki lomaniba na tina ni bulumakau ni sa loba oti.

**Wasewase B: Wirina na sauna taro dodonu**

1. Na yaga ni tina ni bulumakau.  
A. Loba na sucu B. solia na wai
2. E roka \_\_\_\_\_ na tina ni bulumakau.  
A. Vulavula B. Loaloa
3. E dau loba sucu ko \_\_\_\_\_.  
A. Tuakaqu B. Tinaqu
4. E dau loba na sucu ni bulumakau e na \_\_\_\_\_.  
A. Yakavi B. Matakalailai
5. Ni sa loba oti na tina ni bulumakau e dau qai vakaroi tale ki \_\_\_\_\_.  
A. Tuba B. Lomanibai

**Na Yaca ni kakana draudrau**

1. Rourou,Bele,Moca,Kaveti,Saluwaki,Letisi,Kaveti Olo.

**NADI SANGAM SCHOOL**  
**HOME STUDY PACKAGE #20**  
**COMPUTER STUDIES**  
**YEAR 2**

**22nd to 26<sup>th</sup> November 2012**

**Revisional Activities**

**Section A: Computer Lab Rules**

Write 'Yes' or 'No'

1. Always be quiet in the computer lab. \_\_\_\_\_
2. Run and play in the computer lab. \_\_\_\_\_
3. Food and drinks are allowed in the lab. \_\_\_\_\_
4. Never touch and play with wires. \_\_\_\_\_
5. Never listen to your teachers. \_\_\_\_\_
6. Put all your rubbish in the bin. \_\_\_\_\_
7. Use computers only when teacher allows. \_\_\_\_\_
8. Never tidy your area after your class. \_\_\_\_\_
9. Shout and play in the lab. \_\_\_\_\_
10. Play with computers when writing notes. \_\_\_\_\_

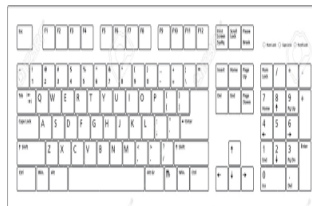
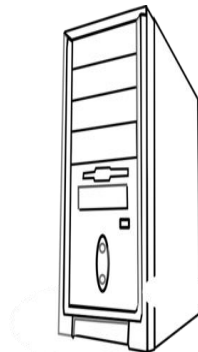

**Section B: Name the Computer Parts**

CPU

Screen

Mouse

Keyboard



\_\_\_\_\_

\_\_\_\_\_

\_\_\_\_\_

\_\_\_\_\_