

NADI SANGAM SCHOOL
WEEKLY HOME STUDY PACKAGE
19 - SOLUTIONS

YEAR 2



2021

1076 Nadi Sangam School

Weekly Home Study Package #19-Solution

Year 2

English

A. Multiple Choice

1. C
2. A
3. B
4. B
5. C

B. Opposite

1. dirty
2. full
3. enemy
4. cry
5. under
6. outside
7. bad
8. down
9. cold
10. sad

C. Contractions

1. Don't
2. I'll
3. Let's
4. Didn't
5. Isn't
6. She's

1076 NADI SANGAM SCHOOL

Year 2

General Subjects

Weekly Home Study Package #19 Solutions

<u>SECTION A: Multiple Choice</u>	<u>SECTION B: Write True or False</u>
1. A	1. True
2. B	2. False
3. B	3. True
4. A	4. False
5. B	5. True

<u>SECTION C: Write the name of the place these animals live</u>
1. water
2. kennel
3. hive
4. stable
5. cobweb

1076 Nadi Sangam School

Year 2

Hindi

Weekly Home Study Package #19 – Solution

अ] नीचे दिए गए शब्दों के बहुवचन लिखो ।

- | | |
|-------------|------------|
| 1. तितलियाँ | 6. मछलियाँ |
| 2. थैलियाँ | 7. चरखे |
| 3. टुकड़े | 8. रोटियाँ |
| 4. बगीचे | 9. रास्ते |
| 5. रस्सियाँ | 10. नदियाँ |


आ] नीचे दिए गए वाक्यों के लिंग बदल कर दोबारा लिखो ।

1. मेरी बहन पकौड़े खाती है ।
2. माँ बगीचे में काम कर रही है ।
3. लड़का बहुत नटखट था ।
4. चाचाजी सुबह जल्द जाग गए ।
5. लड़की बाज़ार में घूम रही थी ।


1076 NADI SANGAM SCHOOL
Weekly Home Study Package # 19 Solutions
Subject: Mathematics Year: 2

Solutions


1. Write the **time** on the **clock face**.




5 o'clock



9 o'clock



8 o'clock



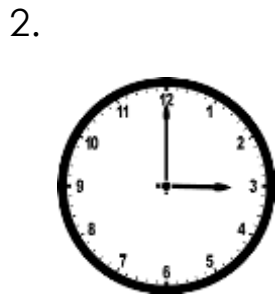
7 o'clock

2. Draw the **hour hand** for the time below


Example



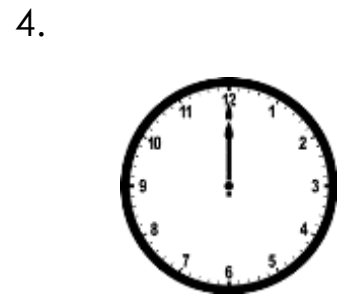
1 o'clock



3 o'clock




10 o'clock




12 o'clock

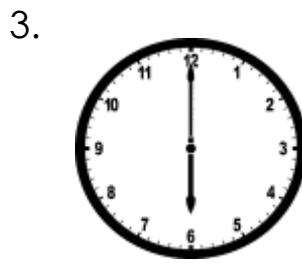
3. Draw the **minute hand** and the **hour hand**:



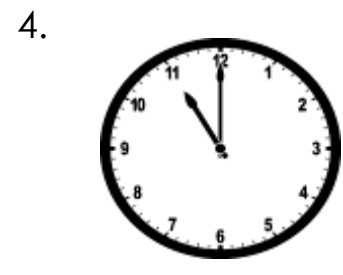
2 o'clock



4 o'clock



6 o'clock



11 o'clock

1076 NADI SANGAM SCHOOL

Weekly Home Study Package #19 Solutions

Year 2

Vosa Vaka - Viti

Wasewase A : Wirina na isau ni taro dodonu

1. A
2. C
3. A
4. C
5. A

Wasewase B: Saumi Taro

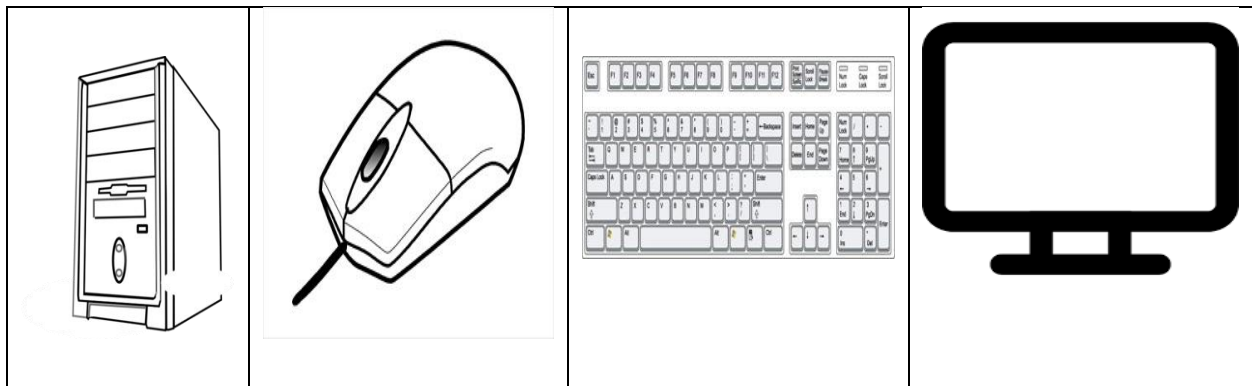
1. Au dau taleitaka na Ose baleta niu dau vodo Ose.
2. Au dau rerevaka na Koli baleta ni dau veikati.

NADI SANGAM SCHOOL
HOME STUDY PACKAGE #19- Solution
COMPUTER STUDIES
YEAR 2

15th to 19th November 2012

Revisional Activities

Section A: Draw the computer parts



CPU

Mouse

Keyboard

Screen

Section B: Uses Of The Computer Parts

Click	Show	Type	Brain
--------------	-------------	-------------	--------------

1. Mouse- Click
2. Keyboard- Type
3. CPU- Brain
4. Screen- Show

NADI SANGAM SCHOOL
HOME STUDY PACKAGE #18- Solutions
COMPUTER STUDIES
YEAR 1

8th to 12th November 2012

Activity:

Keyboard Keys

Which keys do we use for:

Enter	Caps lock	Spacebar	Backspace
-------	-----------	----------	-----------

1. **Spacebar** - to leave space
2. **Backspace**- to correct our mistakes
3. **Capslock** - to make alphabets capital and small
4. **Enter** - to go to the next line