


1076 NADI SANGAM SCHOOL

WEEKLY HOMESTUDY

PACKAGE # 18

YEAR 4



1076 NADI SANGAM SCHOOL

YEAR 4- ENGLISH

WEEKLY HOMESTUDY PACKAGE 18

<u>Strand</u>	English features and rules
<u>Sub-strand</u>	Parts of speech
<u>Content Learning Outcome</u>	To understand the term verbs with its examples.

Verbs

- A word used to describe an action. It's a doing word.
- Example: run, play, read, cry, walk play, talk, swim, etc

Activity 1

Circle all the action words in the sentence.

1. Toby is eating an apple.
2. I am skipping rope.
3. Mother is watering the plants.
4. The sun is shining.
5. Father is reading.
6. Girls are playing.
7. The baby is crying.
8. The dog is sleeping.
9. Joey plays football.
10. The birds are flying in the sky.

Activity 2 Unjumble the following sentences.

1. The/ drinking/is/water/bird. _____
2. The/playing/are/girls. _____
3. a/is/wind/blowing/strong. _____
4. Sam/apple/drawing/an/is. _____

1076 NADI SANGAM SCHOOL PACKAGE 18
YEAR 4 SUBJECT: MATHEMATICS

STRAND	CHANCE & DATA
CONTENT LEARNING OUTCOME	<i>Recognize and classify data</i>
TOPIC	<i>Tally and Frequency Chart</i>
RESOURCES	<i>Maths 4</i>
PAGE	<i>p.78</i>

NOTES

Example: "What is your favorite color?"

Ask some people what their favorite color is.





Yellow		4
Red		5
Blue		6
Green		1
Pink		4

Put a mark next to the color they like

When you are done, you can write in the totals.

Result: 4 people liked Yellow, 5 liked Red, 6 liked Blue, only 1 liked Green and 4 people liked Pink.

ACTIVITY (Complete the chart by putting the tally)

FRUITS	NO. OF PEOPLE	TALLY
 Passion fruit	7	
 Watermelon	12	
 Avocado	3	
 Coconut	16	

1076 NADI SANGAM SCHOOL

YEAR 4

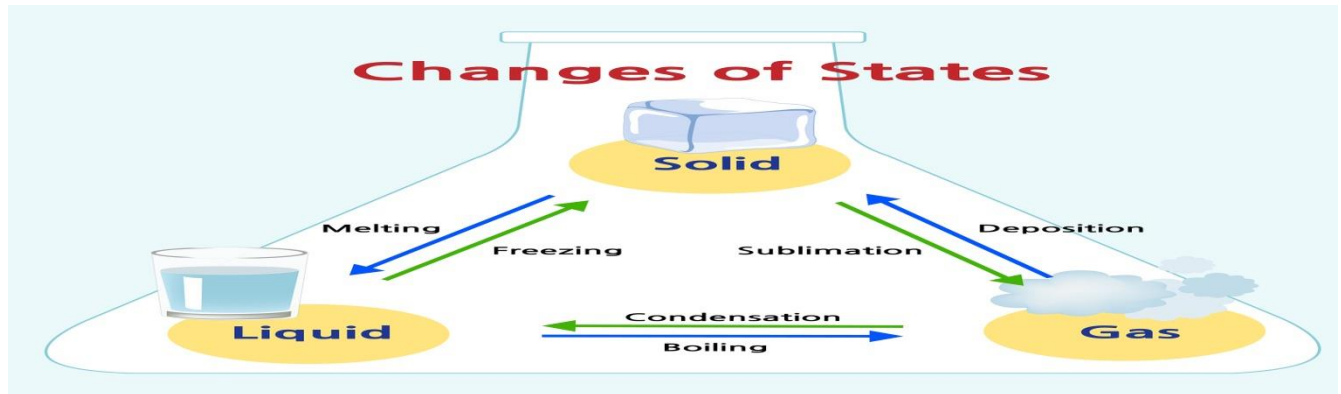
HOME STUDY PACKAGE 18

ELEMENTARY SCIENCE

Strand	Matter
Sub Strand	Investigating matter
Content Learning Outcome	Explain states of matter

Notes

- Matter is anything that takes up space and has mass.
- Matter is the amount of material in a substance
- It is made up of tiny pieces of particles stuck together.



Exercise

1. Define Matter

2. What is matter made up of?

3. List three different states of matter.

1076 NADI SANGAM SCHOOL

YEAR 4 SOCIAL STUDIES

HOMESTUDY PACKAGE 18

Strand	Social organization and Processes.
Sub Strand	Social groups
Content learning outcome	Gather information on Communities.

Notes

1. People who live in the same place or locality are known as community.
2. They help and support each other in the community.
3. People have sense of belonging and responsibility in their community.
4. Example of communities are farming, I-taukei, town or urban community.



Questions

1. Define community. _____
2. Give two examples of communities. _____
3. How can people help in their community.

1076 NADI SANGAM SCHOOL

YEAR 4

HOME STUDY PACKAGE 18

HEALTHY LIVING

Strand	Human growth and Development
Sub Strand	Growth and Changes
Content Learning Outcome	Identify physical change in the body.

Notes

<u>Physical change in Girls</u>	<u>Physical change in Boys</u>
Hip widens	Gain weight
Gain weight	Shoulder gets wider
Muscles grow big and strong.	Voice gets deeper.

Exercise

1. List 3 physical change in girls.

2. List 2 physical change in boys.

3. State one similar change for boys and girls.

1076 NADI SANGAM SCHOOL

YEAR 4- HINDI

WEEKLY HOMESTUDY PACKAGE 18

<u>Strand</u>	Language features and rules
<u>Sub-strand</u>	Parts of speech
<u>Content Learning Outcome</u>	To understand the term verbs with its examples.

क्रिया

जो शब्द से किसी काम का करना या होना पाया जाए उसे क्रिया कहते हैं।

जैसे: पढ़ना, खाना, पकाना, नाचना, खेलना, कूदना, हँसना, रोना आदि।

अभ्यास

निम्न लिखित वाक्यों को अपनी पुस्तक में लिखकर क्रिया शब्दों को रेखांकित करो।

1. राधा दौड़ती है।
2. कृष्ण माखन खाते हैं।
3. रोनिल गेंद खेलता है।
4. बच्चे रेवा नदी में तैर रहे हैं।
5. तिमोदी घोड़े पर बैठा है।
6. चिड़िया पकड़ी गई।
7. लड़का गाना गा रहा है।
8. घोड़ा घास खा रहा है।
9. बिल्ली चूहा पकड़ती है।
10. उस पागल विद्यार्थी को देखो।

1076 NADI SANGAM SCHOOL PACKAGE NO. 18

YEAR 4

SUBJECT: I TAUKEI

STRAND	<i>NA BULA VEIMALIWAI VAKAMATA-TAMATA</i>
CONTENT LEARNING OUTCOME	<i>Na veikacivi vakavanua e vakaraitaka na noda yavu</i>
TOPIC	<i>Na Veiwekani Vakavanua</i>
RESOURCES	<i>Viti 4: Pg: 35-40</i>

LESONI ME VULICI: NA VEIWEKANI VAKAVANUA

Na noda veikacivi vakavanua e vakaraitaka na noda i sema kivei ira tale eso. Meda raica mada na veigaunisala ni veiwekani kada kilai kina nai Taukei: Loma ni vuvale: veitamani, veitinani, veiluveni, veibuni, veiwatini, veiganeni, veitacini. Veitavaleni. Veiwekani vaka-vuvale: veitavaleni, veidakuni, veikaruani, veidauveni, veivugoni. Veiwekani vaka-vanua: veimataki, veitabani, veitauvutaki, veibatiki. Au na gadreva me'u vakamacalataka mada nai balebale ni noda veiwekani eso vakavanua ka koto e daidai.

- (a) Na '**Mataqali**' erau dau tutaka vata na cakacaka ni veitaqomaki kina vanua era qali kina.
- (b) Na '**Veimataki**' e dua na i tavi ni kena dau vakasavui edua nai taukutuku vakavanua kina dua tale.
- (c) Na '**Tauvu**' e kenai balebale ni rau vu vata mai, e rau dau veidredreti, veitaqomaki ka veilomani.
- (d) Na '**Naita**' oya ni rua erau veitabani. E rau dau veilawataki ka veisamei ena gaunisala kaukauwa.
- (e) Na '**Veibatiki**' oya e rau dau veivakaturagataki ka ni rau dau veitaqomaki ena gauna ni valu.

CAKACA ME QARAVI (Veisataka)

Veiwekani	Kenai Sa	Kenai balebale
1. Tauvu		A. Era dau vakasavuitukutuku vakavanua
2. Naita		B. E rau dau tutaka vata na cakacaka ni veitaqomaki
3. Veimataki		C. E rau dau veivakaturagataki ka veitaqomaki
4. Mataqali		D. E rau dau veilawataki ka veisamei
5. Veibatiki		E. E rau dau veidredreti, veitaqomaki ka veilomani