

NADI SANGAM SCHOOL  
WEEKLY HOME STUDY PACKAGE

#24

YEAR 2



2022

**1076 NADI SANGAM SCHOOL**

**Weekly Home Study Package# 24**

**Year 2 English**

**Section A : Underline the verbs**

buy          kitten          say          eat          water  
fly          sang          book          stop          play  
blanket          mouse          pig          ran

**Section B : Use verbs from above to complete the sentences below.**

1. The tortoise \_\_\_\_\_ as fast as he could.
2. I \_\_\_\_\_ an apple every day.
3. Let's \_\_\_\_\_ some ice-cream.
4. We \_\_\_\_\_ in the park after school.
5. The singer \_\_\_\_\_ a sad song.

**Section C : Complete by writing the days of the week.**

Sunday , \_\_\_\_\_, Tuesday, \_\_\_\_\_,  
\_\_\_\_\_, Friday, \_\_\_\_\_.

1076 NADI SANGAM SCHOOL

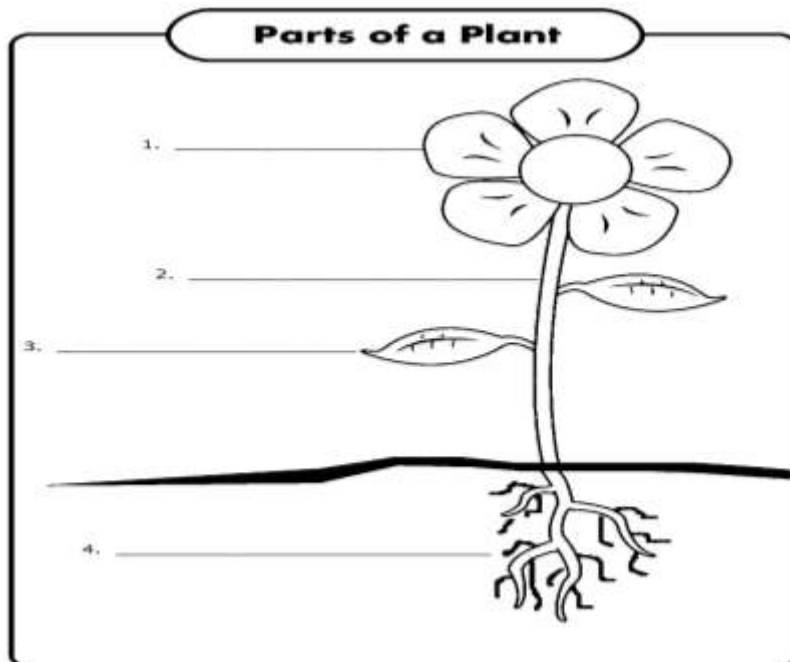
YEAR 2

GENERAL SUBJECTS

WEEKLY HOME STUDY PACKAGE #24

REVISION

**Section A: Label the parts of the plant.**



**Section B: Match the parts of the plant to its function.**

- |             |                                     |
|-------------|-------------------------------------|
| 1. Flower ● | ● Absorb water from the soil        |
| 2. Leaf ●   | ● Carries water and food            |
| 3. Roots ●  | ● Make food for the plant           |
| 4. Stem ●   | ● Produce seeds and attract insects |

1076 NADI SANGAM SCHOOL

YEAR 2

HINDI

WEEKLY HOME STUDY PACKAGE #24

REVISION

अ] मेल करो और सही शब्द लिखो ।

- |           |        |          |
|-----------|--------|----------|
| 1. को -   | • रस   | 1. _____ |
| 2. अन -   | • ब    | 2. _____ |
| 3. ताला - | • शाला | 3. _____ |
| 4. में -  | • शिश  | 4. _____ |
| 5. पाठ -  | • ढक   | 5. _____ |

आ] नीचे दिए गए शब्दों के विलोम शब्द लिखो ।

- |         |   |       |
|---------|---|-------|
| 1. रात  | - | _____ |
| 2. आता  | - | _____ |
| 3. ऊपर  | - | _____ |
| 4. सुबह | - | _____ |
| 5. यहाँ | - | _____ |

इ] सही शब्द से रिक्त स्थानों की पूर्ति करो ।

1. कौए ने नीचे \_\_\_\_\_ का टुकड़ा देखा ।
2. \_\_\_\_\_ ने घोड़े को शहर के एक अस्तबल में छोड़ दिया ।
3. लालू \_\_\_\_\_ चीज़ें खाता था ।
4. बाग में अंगूर का बड़ा सा \_\_\_\_\_ था ।

**1076 NADI SANGAM SCHOOL**  
**Weekly Home Study Package # 24 2022**  
**Mathematics Year: 2**

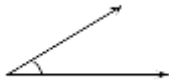
<b>Strand</b>	Geometry
<b>Sub Strand</b>	Angles and Directions
<b>Content Learning Outcome</b>	<ul style="list-style-type: none"> <li>To be able to identify the different types of angles.</li> <li>To be able to express movement in any direction in relation to a starting point.</li> </ul>

**Lesson Notes:**


**Angles**

There are three types of angles

A. **Small angle**




B. **Big angle**



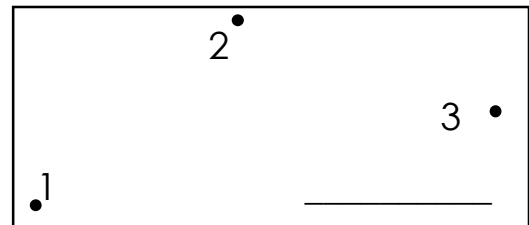
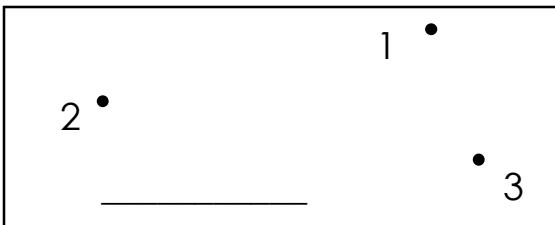
C. **Right angle or Corner angle**



1. a) Colour the **small** angle **green**.
- b) Colour the **big** angle **red**.
- c) Colour the **right** angle **black**.

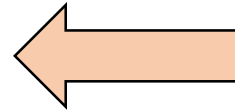
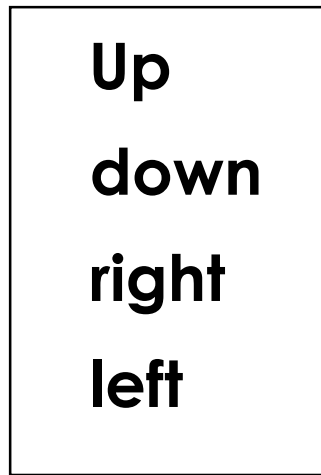



2. Use a ruler to **join the dots** to make **an angle**. Name the angle as **big** or **small**.



## Directions


1. Match the **direction** to its **word**.



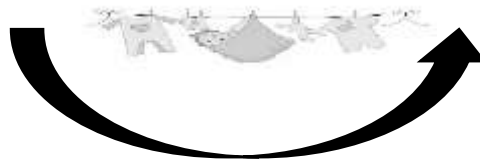
2. For each picture given below, use the following words to describe them:

**over, under and through**

a)



b)



c)

